

THAMES DITTON REGATTA - Saturday, 16 May 2026



INSTRUCTIONS TO COMPETITORS

The race course is approximately 900 metres (upriver) between Thames Ditton Island and Hampton Court Palace from a free start

Racing is expected to take place from approximately **08.30-12.30 (Div 1)** and **13.30-17.30 (Div 2)**

*** KEY FOR 2026 ***

Know Where the Navigation Channel Is

Coxes and steers please ensure that you stay on the (boat's) right/bowside/starboard and next to the buoys when going up to the Start.

YES – we do mean “keep away from the bank!”

Don't wear sliders when boating

The banks can get quite muddy and slippery in the boating area so sliders/flip flops are not suitable footwear. We recommend that you wear wellies or crocs with a heel strap.

Extra vigilance for waterfowl

As in previous years, umpires will stop races if there is a risk to wildlife, especially cygnets or other young waterfowl.

Regulations

1. All the races are rowed under the current [British Rowing Rules of Racing](#).
2. The regatta follows British Rowing's "RowSafe" document: a guide to safe practice, and British Rowing's Safeguarding and Protecting Children Policy.
3. All boats, equipment and belongings brought to this regatta are entirely at the owner's risk.
4. All junior crews must be supervised by a suitable adult who acts *in loco parentis*. This adult must provide their contact details at registration and be available at all times.
5. The draw, course maps, accident plans and other official documents are available on the regatta website ThamesDittonRegatta.co.uk
6. Stations are Surrey (Regatta Enclosure and boathouse side of the racing channel) and Middlesex (Hampton Court Palace side of the racing channel).


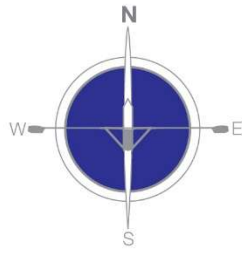
Before first race

7. Numbers should be collected from the Regatta Secretary's tent near the finish.
 - Coxes must weigh in before collecting numbers (wearing a life jacket but without cox box) and bring their own deadweight (if required).
 - One Empacher slot number and three crew numbers are provided (to be worn by bow on the back of their racing top and their warm up top, and by the cox).
8. Challenge8s entrants must see the separate Challenge8s instructions.

Navigation

9. Make sure that your cox or steersperson has read and understood the map of the course with circulation diagrams for the start and finish/boating areas:

Hampton Court Palace



Course map and circulation pattern

MIDDLESEX

STREAM

ALPHA

FINISH

EMBARKING CREWS

Check the race course is clear before crossing

RETURNING CREWS

Check the race course is clear before crossing

REGISTRATION

BOATING AREA
(including KGS landing stage)

Kingston Grammar School Boathouse

"The Albany" Pub

All crews must use the STARBOARD SIDE of the navigation channel (nearest the race course)

KEY

- Upstream
- Downstream
- Navigation channel
- use starboard side at all times
- Racing crews / regatta course
- Crews to start / marshalling
- Returning crews
- Safety boat / Casualty landing site
- Drinking water / refreshments
- First Aid

SURREY

START

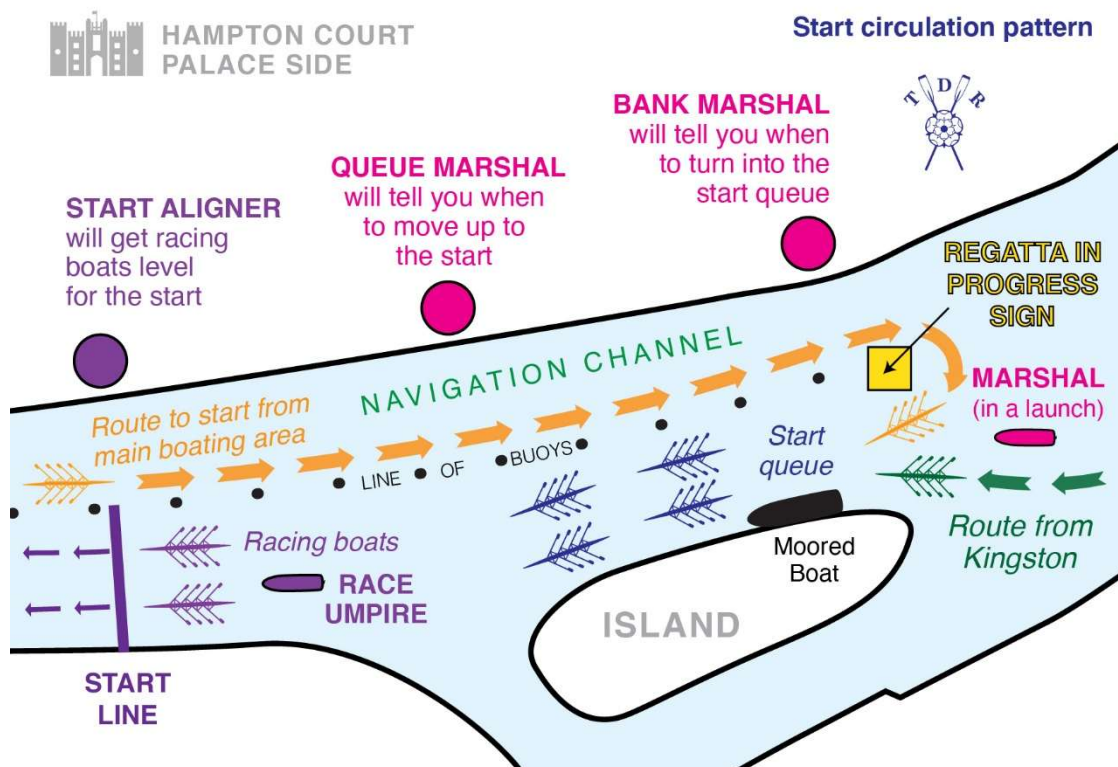
MARSHAL

MARSHAL

CHARLIE

Warm-up area





10. Crews on the way to the start in the navigation channel must keep to the starboard side (green or bowside blade) next to the racing channel buoys (on the cox's right). We do mean in the middle of the river and not hugging the bank!
11. Crews returning from the finish to the boating area must keep to the starboard side as though progressing to the start then cross at the YELLOW flag on the Hampton Court side bank (about 15m past KGS boathouse) when the course is clear.

Safety

12. You are responsible for your own safety: read and understand the Safety Plans.
13. There will be a First Aid vehicle in the regatta/boating area. Rescue launches will be on the water during racing, and for a short while before and after.
14. All crews must conform to the requirements of British Rowing's RowSafe. Boats may be checked and must comply. Coxes must wear an appropriate life jacket.
15. A check by an official does not necessarily mean that all aspects of the boat are safe and no assurance of safety is implied or exists as a result of such checks.
16. **BE SURE THAT THE RIVER IS CLEAR BEFORE YOU START TO CROSS THE RACING COURSE.**

Boating - Keep a good lookout at all times

17. There are 2 boating zones in the Regatta area - beware of conditions on the grassy bank/sloping beach. All competitors should bring wellies or footwear suitable for boating in water. Orange netting will mark the two main boating areas. Crews may use the KGS landing stage with agreement from KGS Boat Club staff on the day but should NOT wear sliders/flipflops as the access to the landing stage is so steep these are dangerous.
18. Going on to the water
 - 18.1. Try to pair up with your opposition and boat at the same time as them. However, note that LEH, Hampton, Molesey, Wimbledon HS, Kingston RC, Tiffin, Surbiton HS and Walbrook crews may row to the regatta, so you won't be able to boat with them for races which are their crew's first round. Also note that KGS crews boat from their own landing stage; do try to co-ordinate with them if they are your opposition.
 - 18.2. Boat with bows upstream i.e. pointing towards the finish/Hampton Court Bridge. Crews should then wait for any races to pass before crossing the course quickly and turning in the navigation

channel.

19. Returning from the finish

Continue to row a short distance beyond the finish line and then, having checked that there is no race coming up behind, turn into the navigation channel. Row along the navigation channel close to the buoys until you are level with the YELLOW flag on the bank on the Hampton Court side (about 15m past the KGS boathouse). When clear, turn and cross the racing lane and keep close to the bank to return to the boating area. There will be a Bank Marshal to assist crews in making this manoeuvre.

Marshalling

20. All crews must follow the circulation pattern indicated on the regatta course maps.
21. Crews must not practice racing starts or do firm pressure bursts within the navigation channel or the marshalling area.
22. The START will be marked clearly and there will be Bank Marshals nearby and an On-Water Marshal. Proceed beyond the Start into the marshalling area and follow the marshals' instructions.
23. Crews are responsible for being in the start marshalling area at least TEN minutes before their scheduled race time. Crews late on the Start may be given an official warning.
24. Crews should follow instructions from the Start Marshals and pair up with their opposition. If you have waited around for 10 minutes and have not been given any directions by a Marshal then make yourself known to one of the Marshals.
25. Crews will then join the Marshalling Queue and line up, along the island, with bows facing upstream (in the direction of racing). Take care not to hit any moored boats with blades while queuing!
26. There is a navigation board which states "All boats must keep right". This refers to non-regatta traffic. All racing crews must pass on the left side of the sign in order to proceed to the Start.
27. Non-junior crews may proceed downstream of the navigation channel and marshalling area which ends at Dittons Bend. If so, they should revert to normal navigation rules of the non-tidal Thames and keep to the right hand side of the river.

During the race

28. Races will be aligned by an Official on the bank. All races are started by an on water Race Umpire as laid down in British Rowing's Rules of Racing.
29. Races will, as far as possible, will be started on time and without regard to absentees. We reserve the right to start races out of order.
30. If a race ends in a dead heat, crews will normally re-row the full course.
31. During racing, crews must keep to their station. Check the course map - remember follow the stream around the bend in the river, and DO NOT cut into the bay near the regatta enclosure - **it is dangerous and will slow you down as well as risking injury to you and boating crews.**
32. The Umpire's launch will normally follow the centre of the correct racing line.
33. **The Umpire will stop a race if there is a perceived danger to any swan, cygnet, chick or other waterfowl which cannot get out of the way of the race.** In such an event, it will be the umpire's decision on whether to declare a result at that point, restart the race part way (with allowance for the relative position of the crews at the time of the incident) or return to the start for a full re-row.

Getting to the regatta and general information

34. **Driving to the regatta for trailers** - arrive via Aragon Avenue, Thames Ditton KT7 0PY. If you are unfamiliar with the area, avoid Kingston. Aim for Hampton Court Bridge. From the west or the south go to the "Scilly Isles" roundabout where the Kingston Bypass joins the A3. Take Hampton Court Way north BUT note that there is no right turn from Hampton Court Way into Summer Road, so go over Hampton Court Bridge, go right round the roundabout and double back on yourself so you can turn left into Summer Road. Alternatively, you can turn right at the first roundabout (Ember Court Road) and then the first left under the bridge (Speer Road) but this is not recommended with anything larger than a very small trailer and short vehicle. Aragon Avenue is a residential road with families and children. Please drive slowly. The residents will have parked their cars off the road to help us, but we rely on you, the drivers, to be courteous.
35. **Driving to the regatta for competitors and supporters** – you will not be able to drive down Aragon Avenue onto the regatta site. Parking is available in the local area: please use the neighbouring

- streets respecting the local residents. See thamesdittonregatta.co.uk/find-us-and-parking/
36. Due to limitations of space and local Council byelaws, ONLY vehicles towing or carrying boats will be allowed into the Regatta Area via Aragon Avenue.
 37. Please inform the Entries Secretary if you wish to bring a **club gazebo**. We aim to accommodate all club gazebos but forewarning will enable us to (hopefully) find sufficient space.
 38. **Boat storage**: No racking is provided. Please park trailers as directed, as far back from the river as possible without blocking emergency access through the centre of the trailer parking area and as far upstream (towards Hampton Court Bridge) as possible. It is not possible to leave boats on the regatta site over Friday night. There is no storage space for boats in the Kingston Grammar School (KGS) boathouse area.
 39. **Drinking water** will be available from the tap on the wall between the boat bays of Kingston Grammar School Boathouse. This will be clearly labelled as drinking water. Once you have filled your bottle, please leave the KGS compound straight away to keep the area clear.
 40. **Poor water quality**: the presence of pathogens in rivers has been in the news recently. We encourage the following precautions:
 - If you have a cut or open wound on your legs below the knee, wear wellies when boating to keep your skin dry.
 - Wash your hands before eating.
 - Rinse your mouth out with fresh water (do not swallow) if you are splashed in the face.
 41. **Portaloos** will be located on the KGS 'old astroturf' compound on the left at the entrance to the regatta site. There will be multiple signs to direct you to their location. **PLEASE PLEASE PLEASE** use the handle to flush, and check that any 'items' have been flushed away – it can take a few pumps of the lever to ensure a successful flush.
 42. There is an accessible toilet at the far end of the KGS boathouse – just ask a member of KGS staff for directions.
 43. The Regatta will provide each club/school with a **clear** bin bag (for all recyclable rubbish) and **black** bin bag (for non-recyclable items). There will also be recycling and litter bins throughout the site. Please do your bit to reduce landfill and to help us keep the site clean. ***In particular, please remember not to abandon empty water bottles in the boating areas.***

Prize giving

44. All members of crews who win finals should come to the Regatta Secretary's tent as soon as possible after their win where their identities will be checked before the presentation of their prizes. Trophies may not be taken away from the site.